

IMPORTANT SAFETY INSTRUCTIONS

When using electrical appliances, especially when children are present, basic safety precautions should always be followed, including the following:

READ ALL INSTRUCTIONS BEFORE USING.

KEEP AWAY FROM WATER.

DANGER - Any appliance is electrically live even when the switch is off. To reduce the risk of death by electric shock:

1. Always unplug appliance immediately after using.
2. Do not use while bathing or in the shower.
3. Do not place or store appliance where it can fall or be pulled into a tub or sink.
4. Do not place in, or drop into, water or other liquid.
5. If an appliance falls into water, unplug it immediately. **Do not reach into the water.**

WARNING - To reduce the risk of burns, electrocution, fire, or injury to persons:

1. This appliance should never be left unattended when plugged in.
2. Do not pull, twist, or wrap line cord around appliance.
3. This appliance should not be used by, on or near children or individuals with certain disabilities.

4. Use this appliance only for its intended use, as described in this manual. Do not use attachments not recommended by the manufacturer.

5. Never operate this appliance if it has a damaged cord or plug, if it is not working properly or if it has been dropped or damaged, or dropped into water. Return the appliance to an authorized service center for examination and repair.

6. Keep the cord away from heated surfaces.

7. Never use while sleeping.

8. Never drop or insert any object into any opening or hose.

9. Do not use outdoors or operate where aerosol (spray) products are being used or where oxygen is being administered.

10. Unit is hot when in use. Do not let heated surface touch eyes or skin.

11. Do not place the heated unit directly on any surface while it is hot or plugged in.

12. Never block the air openings of the appliance or place on a soft surface such as a bed or couch, where the air openings may be blocked. Keep the air openings free of lint and other debris.

13. Do not use an extension cord with this appliance.

14. Do not touch hot surfaces of the appliance. Use handles or knobs.

15. Do not attempt to touch the housing of your appliance near the barrel, as it is hot when in use.

SAVE THESE INSTRUCTIONS

OPERATING INSTRUCTIONS

This curling wand is intended for household use. Use on Alternating Current (60 hertz) only. This unit is designed to be operated at 120V AC.

This appliance has a polarized plug (one blade is wider than the other). As a safety feature, this plug will fit in a polarized outlet only one way. If the plug does not fit fully in the outlet, reverse the plug. If it still does not fit, contact a qualified electrician. Do not attempt to defeat this safety feature.

GETTING STARTED

Hair should be clean and completely dried before using the curling wand. Plug the wand into an electrical outlet. Turn on unit. The Power/Low 285°F setting will become illuminated. Allow unit to heat up for 30 seconds.

WARNING: The curling wand's barrel will get very hot within a few seconds and should not be placed in contact with the skin after the curling wand has been turned on.

The wand's unique 5 ultra-high heat temperature settings and Instant Heat technology provide styling versatility for all hair types. If you have fine hair, a low temperature will provide the best results. If you have thick, wavy or hard-to-curl hair, keep the heat setting on high. You can vary the wand's temperature according to your particular need!

Temperature Setting Guide


LED TEMP. CONTROL	HAIR TYPE
Power/Low 285°F	Delicate, thin, easy-to-curl hair
Medium 310°F	Average-to-thick or treated hair
Med-High 330°F	Thick or wavy hair
High/Max 360°F - 400°F	Hard-to-curl hair



TO CURL HAIR

For best results, use a light styling product before blow-drying hair.

- Take a 1" wide section of hair, starting 2" from the scalp.
- Wind the section of hair around the thicker portion of the barrel towards the cool tip.



3 Hold the end of the hair in place at the cool tip for 5-8 seconds depending on hair type, and then release. No clamp allows you to easily curl hair without kinks. For tighter, bouncier curls, roll less hair. For loose, free flowing curls, roll more hair. To "set" the curl, do not comb or brush hair until it cools.

● Repeat process on additional sections of hair until you achieve the hair style you desire.

Some experience is necessary when learning to use this curling wand. After using several times, you will learn the ideal way to curl and style your hair.

Never leave your curling wand on and unattended. However, should you fail to turn the wand off, it will shut itself off automatically within 60 minutes.

USING INSTANT HEAT, THE 5 ULTRA-HIGH HEAT TEMPERATURE SETTINGS

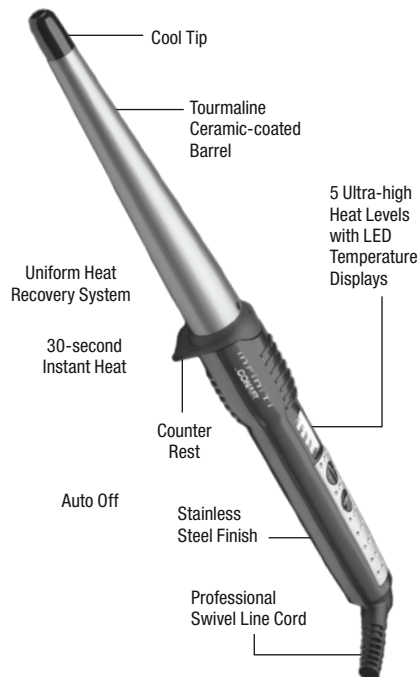
This styling wand features a ceramic heater that maintains constant temperature during use for precision styling.

This Instant Heat technology has 5 ultra-high heat temperature settings. There is a temperature range that's gentle and safe for every type of hair, from the finest to the most resistant, and helps you create the look you want.

UNIFORM HEAT RECOVERY SYSTEM

Conair's professional salon standards of engineering provide you with a uniform and improved heat recovery system that maintains the wand at constant temperatures. There is a constant surge of power to ensure that heat is continuously and quickly delivered for optimal styling results, unlike other units, which lose heat during use. This provides consistent styling power so that every strand of your hair is set with the same level of heat and comes out the same way for a perfect finish.

GETTING TO KNOW YOUR CURLING WAND



USER MAINTENANCE

Your curling wand is virtually maintenance-free. No lubrication is needed. Keep all vents and openings clear of dirt and dust. If cleaning becomes necessary, disconnect the unit from the power source, allow to cool and wipe exterior with a cloth. If any abnormal condition occurs, unplug the unit, allow it to cool, and return it for repair to an authorized service representative only. No repairs should be attempted by the consumer.

CAUTION


NEVER allow the power supply cord to be pulled, twisted, or severely bent. Never wrap the cord tightly around the appliance. Damage will occur at the high flex point of entry into the appliance, causing it to rupture and short circuit. Inspect the cord frequently for damage. Stop use immediately if damage is visible or if unit stops or operates intermittently.

STORAGE

When not in use, your appliance is easy to store. Allow appliance to cool, then simply store out of reach of children in a safe, dry location. Do not jerk or strain cord at plug connections. Do not wrap the line cord around the appliance. Allow the cord to hang or lie loose and straight at the point of entry into the appliance.

**WARNING:
IF YOU THINK
THE POWER IS OFF
WHEN THE SWITCH
IS OFF,
YOU'RE WRONG.**

KEEP AWAY FROM WATER



Everyone knows that electricity and water are a dangerous combination. But did you know that an electric appliance is still electrically live even if the switch is off? If the plug is in, the power is on. So when you are not using your appliances, keep them unplugged.

**ALWAYS UNPLUG
SMALL APPLIANCES**

LIMITED FIVE YEAR WARRANTY

Conair will repair or replace (at our option) your unit free of charge for 60 months from the date of purchase if the appliance is defective in workmanship or materials.

To obtain service under this warranty, return the defective product to the service center listed below, together with your purchase receipt and \$5.00 for postage and handling. California residents need only provide proof of purchase and should call 1-800-3-CONAIR for shipping instructions. In the absence of a purchase receipt, the warranty period shall be 60 months from the date of manufacture.

ANY IMPLIED WARRANTIES, OBLIGATIONS, OR LIABILITIES, INCLUDING BUT NOT LIMITED TO THE IMPLIED WARRANTY OF MERCHANTABILITY AND FITNESS FOR A PARTICULAR PURPOSE, SHALL BE LIMITED IN DURATION TO THE 60 MONTH DURATION OF THIS WRITTEN, LIMITED WARRANTY. Some states do not allow limitations on how long an implied warranty lasts, so the above limitations may not apply to you.

IN NO EVENT SHALL CONAIR BE LIABLE FOR ANY SPECIAL, INCIDENTAL, OR CONSEQUENTIAL DAMAGES FOR BREACH OF THIS OR ANY OTHER WARRANTY, EXPRESS OR IMPLIED, WHATSOEVER. Some states do not allow the exclusion or limitation of special, incidental, or consequential damages, so the above limitation may not apply to you.

This warranty gives you specific legal rights, and you may also have other rights, which vary from state to state.

SERVICE CENTER


CONAIR CORPORATION
Service Department
7475 N. Glen Harbor Blvd
Glendale, AZ 85307
©2010 Conair Corporation

For info on any Conair or Infiniti by Conair product, call: 1-800-3-CONAIR or visit us on the web at: www.conair.com/infiniti

09PA17260

IB-9689

you curl
tourmaline
ceramic styler



For your safety and continued enjoyment of this product, always read the instruction book carefully

Model CU117

infiniti

by
CONAIR
CORPORATION